

WSO Compliance Insights

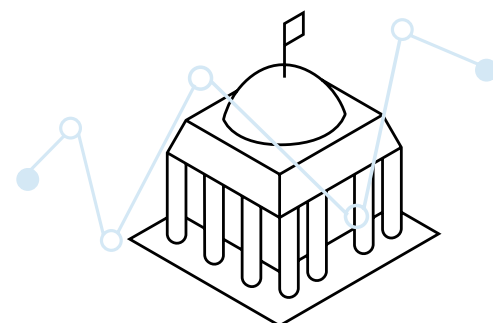
A modern, intuitive user experience for the management of compliance tests with real-time, event-driven data streaming

Asset managers across the public and private markets are obligated to adhere to the compliance policies and procedures outlined in their governing indentures. Navigating within the bounds and limitations of the indenture requires detailed credit risk analysis, trade lifecycle management and compliance test monitoring.

WSO Compliance Insights streamlines the credit risk management process and automates the execution of compliance tests required by the governing indenture and collateral management agreements. It ensures you receive accurate reports, based on real-time data, that help you manage your portfolio more effectively and efficiently, while eliminating the amount of time spent performing custom analytics and creating in-house reports.

Our industry-leading solution includes real-time, hypothetical trade management capabilities that support cross-deal and cross-asset allocation, as well as multi-trade scenarios and shell asset creation. The event-driven data streaming and connectivity to WSO provides the front-office with visibility of their current holdings, ensuring you have the most timely and accurate data that impacts compliance tests.

The comprehensive compliance dashboards with a 'side-by-side' comparison view incorporate a visualization layer which transforms the user experience and allows for ultimate flexibility in viewing test results via a web-based application hosted within AWS.



Investment vehicles supported

- Collateralized Debt Obligations (CDOs)
- Collateralized Loan Obligations (CLOs)
- Private Credit
- Separately Managed Accounts (SMAs)
- Total Return Swaps (TRSs)

Key Features



Event-driven test views

Visualize new test results in real-time within the compliance dashboard, enabling you to analyze impactful changes throughout the day as holdings and securities change within WSO.



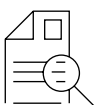
Cross-deal views

View test results for multiple deals simultaneously, increasing the visibility of common breaks across deals and providing a holistic snapshot of the overall health of your portfolios.



Real-time, cross-deal hypothetical trade management

Leveraging the real-time integration with WSO, run hypos against actual information as it exists in WSO versus from start of day information. This robust offering supports cross-deal and cross-asset allocation, as well as multi-trade scenarios and shell asset creation.



Comparison View

Reconcile test result differences with ease through the Comparison View screen, a powerful tool that performs a 'side by side' comparison of test results across multiple data sets, or across multiple points in time for a single data set. Differences are highlighted for easy identification and accompanying drilldowns detail the changed data points.



Automated snapshots with report scheduling options

Provide point-in-time historical results on effective date or execution date/time, allowing users the flexibility to view their data any way they choose; users can decide to keep data static, or incorporate backdated changes processed in WSO.



Web-based platform

Deploy features to production quickly and eliminate the need for upgrades through frequent, iterative release cycles. Make use of pre- and post-trades APIs designed for seamless third-party integration.



Interactive drilldowns

Utilize the extensive click-through ability to drill down from high level summary views into the most granular test details. Drill through to different views based on Test Category, Pass/Fail Status, Data Sets, and more.



Data transparency

Use the drill-down functionality to view the breakout of positions that make up the test. Easily distinguish positions that contributed to the test result and a comprehensive list of positions that were tested.




Historical test results

Access historical, point-in-time data sets based on effective date or execution date/time of the test run, increasing auditability and offering the choice to include or exclude material backdated activity on new runs with the same effective date.



User management

Extend user reach across your organization with user setup and authorization managed directly on the website by a designated Company Administrator.



Support

Enjoy in-application support that includes direct access to documentation and user guides, plus walk-through tutorials of screens and new features as they are released.

Compare test results:

Configuration

Primary Monitored Entity
Sample Demo 2019-1

Compare To
Sample Demo 2019-1

☐ Only Show Differences

Sample Demo 2019-1
(01-Jun-2025)

Sample Demo 2019-1
(08-Jun-2025)

Rule Category	Rule Description	Requirement	Outcome	Result	Cushion	Numerator	Denominator	Status	Result	Cushion	Numerator	Denominator
Collateral Quality	Minimum Moody's Rating Factor Test	<= 3.000	2.715	Pass	585	1,118,362,372.00	411,948,781.27	Pass	415	513,059,386,989.00	177,856,652.23	177,856,652.23
Collateral Quality	Minimum Weighted Average S&P Recovery Rate Test	>= 35.00%	46.84%	Pass	7.54%	102,843,328.01	219,955,968.82	Pass	7.50%	82,795,185.49	177,856,652.23	177,856,652.23
Collateral Quality	Moody's Diversity Test	>= 40	60	Pass	20	-	-	Pass	1	-	-	-
Concentration Limitation	(D1) Senior Secured Loans and Eligible Investments	>= 80.00%	100.0%	Pass	10.0%	178,856,652.23	178,856,652.23	Pass	6.4%	172,476,536.54	178,856,652.23	178,856,652.23
Concentration Limitation	(D2)(a) Second Lien Loans, Unsecured Loans and Bonds	>= 10.00%	2.2%	Pass	7.8%	3,900,225.00	178,856,652.23	Pass	4.3%	10,280,343.90	178,856,652.23	178,856,652.23
Coverage	Overcollateralization Ratio Test - Class A/B Notes	>= 121.60%	42.89%	Fail	-78.71%	178,082,264.33	415,250,000.00	Fail	-78.43%	178,118,855.42	415,250,000.00	415,250,000.00
Other	Weighted Average Moody's Recovery Rate	>= 0.00%	47.58%	Pass	47.58%	187,113,491.02	393,288,163.76	Pass	47.32%	84,195,708.33	177,856,652.23	177,856,652.23
Portfolio Profile	Compliance Services Trustee Export (Sample Demo 2019-1)	>= 0.00	180.00	Pass	180.00	-	-	Pass	87.00	-	-	-
Collateral Quality	Minimum Floating Spread Test	>= 2.0000%	2.6270%	Fail	-0.0400%	0.00	1.00	Fail	-0.0000%	2.6270%	-	-
Other	Missing Data Report	>= 0.00	28.00	Pass	28.00	-	-	Pass	87.00	-	-	-
Collateral Quality	Minimum Weighted Average Coupon Test	>= 0.0000%	0.0000%	Pass	0.0000%	0.00	0.00	Pass	0.0000%	0.0000%	0.00	0.00
Concentration Limitation	(D2)(b) Collateral Concentration	<= 2.0%	2.1%	Fail	-0.1%	3,820,000.00	178,856,652.23	Fail	-0.1%	3,820,000.00	178,856,652.23	178,856,652.23
Concentration Limitation	(D2)(b) Collateral Concentration - Second Lien Loans, Unse...	<= 1.0%	2.2%	Fail	-1.2%	3,900,225.00	178,856,652.23	Fail	-1.2%	3,900,225.00	178,856,652.23	178,856,652.23
Concentration Limitation	(D4)(a) C&A Collateral Obligations	<= 10.0%	9.9%	Pass	0.9%	16,900,122.39	178,856,652.23	Pass	0.9%	16,900,122.39	178,856,652.23	178,856,652.23
Concentration Limitation	(D4)(b) CCC Collateral Obligations	<= 10.0%	16.24%	Fail	-0.4%	18,246,036.44	178,856,652.23	Fail	-0.4%	18,246,036.44	178,856,652.23	178,856,652.23
Concentration Limitation	(D5) Interest Paid Frequency Less Than Quarterly	<= 5.0%	1.9%	Pass	3.1%	3,452,764.84	178,856,652.23	Pass	3.1%	3,452,764.84	178,856,652.23	178,856,652.23
Concentration Limitation	(D6) Fixed Rate Obligations	<= 5.0%	0.0%	Pass	5.0%	0.00	178,856,652.23	Pass	5.0%	0.00	178,856,652.23	178,856,652.23
Concentration Limitation	(D7) Current Pay Obligations	<= 2.0%	0.0%	Pass	2.0%	0.00	178,856,652.23	Pass	2.0%	0.00	178,856,652.23	178,856,652.23
Concentration Limitation	(D8) D/F Collateral Obligations	<= 5.0%	0.0%	Pass	5.0%	0.00	178,856,652.23	Pass	5.0%	0.00	178,856,652.23	178,856,652.23
Concentration Limitation	(D9) Step-Up Obligations	<= 1.0%	0.0%	Pass	1.0%	0.00	178,856,652.23	Pass	1.0%	0.00	178,856,652.23	178,856,652.23
Concentration Limitation	(T0) Bridge Loans	<= 1.0%	0.0%	Pass	1.0%	0.00	178,856,652.23	Pass	1.0%	0.00	178,856,652.23	178,856,652.23
Concentration Limitation	(T1) Asset Securitization Collateral Obligations or Resali...	<= 10.0%	0.0%	Pass	10.0%	0.00	178,856,652.23	Pass	10.0%	0.00	178,856,652.23	178,856,652.23
Concentration Limitation	(T2) Participation Interests	<= 10.0%	0.0%	Pass	10.0%	0.00	178,856,652.23	Pass	10.0%	0.00	178,856,652.23	178,856,652.23
Concentration Limitation	(T3) Bonds	<= 0.0%	0.0%	Pass	0.0%	0.00	178,856,652.23	Pass	0.0%	0.00	178,856,652.23	178,856,652.23
Concentration Limitation	(T4) Countries (A) All countries (in the aggregate) Other...	<= 20.0%	8.6%	Pass	11.4%	15,428,340.50	178,856,652.23	Pass	11.4%	15,428,340.50	178,856,652.23	178,856,652.23
Concentration Limitation	(T4) Countries (A) Canada	<= 20.0%	1.9%	Pass	13.2%	3,162,162.85	178,856,652.23	Pass	13.2%	3,162,162.85	178,856,652.23	178,856,652.23

Complete

Reset

Update

©2025 S&P Global. All Rights Reserved.

Modern Slavery Act StatementTerms of UseCookie NoticePrivacy Policy

Run hypos against actual information:

Scenario

CCC2nd Lien Adjust

2025-06-25 05:59:15 pm

Results by Status

Baseline Actual

CCC2nd Lien Adjust

Only Show Differences

Sample Demo 2019-1

Monitored Entity	Rule Category	Rule Description	Requirement	Outcome	Result	Cushion	Numerator	Denominator	Status	Result	Cushion	Numerator	Denominator	
Sample Demo 2019-1	Concentration Limitation	Moody's Industry Classification	<= 15.0% / 12.0%	14.1%	Pass	0.9%	23,133,547.06	178,856,652.23	Pass	-0.7%	23,133,547.06	181,768,880.23	181,768,880.23	
Sample Demo 2019-1	Collateral Quality	Maximum Moody's Rating Factor Test	<= 3.000	2.715	Pass	585	1,118,362,372.00	411,948,781.27	Pass	426	519,481,015.00	100,768,880.23	100,768,880.23	
Sample Demo 2019-1	Collateral Quality	Minimum Floating Spread Test	>= 3.0000%	3.4326%	Fail	-0.0548%	0.00	1.00	Fail	-0.1217%	0.00	1.00	1.00	
Sample Demo 2019-1	Collateral Quality	Minimum Weighted Average S&P Recovery Rate Test	>= 35.00%	46.84%	Pass	7.54%	102,843,328.01	219,955,968.82	Pass	6.42%	82,800,255.49	100,768,880.23	100,768,880.23	
Sample Demo 2019-1	Collateral Quality	Moody's Diversity Test	>= 40	60	Pass	20	-	-	Pass	1	-	-	-	
Sample Demo 2019-1	Collateral Quality	S&P CDO Monitor Test	>= 85.0000 / 8.0	87.1187	Pass	6.1770%	-	-	Pass	0.1680%	-	-	-	
Sample Demo 2019-1	Concentration Limitation	(D1) Senior Secured Loans and Eligible Invest...	>= 80.00%	100.0%	Pass	10.0%	178,856,652.23	178,856,652.23	Pass	6.4%	180,768,880.23	181,768,880.23	181,768,880.23	
Sample Demo 2019-1	Concentration Limitation	(D2)(a) Collateral Concentration	<= 2.0% / 2.0%	2.1%	Fail	-0.1%	3,820,000.00	178,856,652.23	Fail	-1.8%	7,900,225.00	181,768,880.23	181,768,880.23	
Sample Demo 2019-1	Other	Missing Data Report	>= 0.00	28.00	Pass	180.00	-	-	Pass	16.00	-	-	-	
Sample Demo 2019-1	Portfolio Profile	Compliance Services Trustee Export (Sample Demo 2019-1)	>= 0.00	180.00	Pass	180.00	-	-	Pass	91.00	-	-	-	
Sample Demo 2019-1	Concentration Limitation	(D2)(b) Collateral Concentration - Second Lien Loans, Unse...	<= 1.0%	2.2%	Fail	-1.2%	3,900,225.00	178,856,652.23	Fail	-1.2%	3,900,225.00	181,768,880.23	181,768,880.23	
Sample Demo 2019-1	Concentration Limitation	(D4)(a) CCC Collateral Obligations	<= 10.0%	16.24%	Fail	-0.4%	18,246,036.44	178,856,652.23	Fail	-2.0%	1.9%	15,348,036.44	181,768,880.23	181,768,880.23
Sample Demo 2019-1	Concentration Limitation	(D4)(b) C&A Collateral Obligations	<= 10.0%	9.9%	Pass	0.9%	16,900,122.39	178,856,652.23	Pass	0.7%	16,900,122.39	181,768,880.23	181,768,880.23	
Sample Demo 2019-1	Concentration Limitation	(D4)(c) C&A Collateral Obligations	<= 10.0%	9.9%	Pass	0.9%	16,900,122.39	178,856,652.23	Pass	0.7%	16,900,122.39	181,768,880.23	181,768,880.23	
Sample Demo 2019-1	Concentration Limitation	(T4) Countries (A) All countries (in the aggreg...	<= 20.0%	8.6%	Pass	11.4%	15,428,340.50	178,856,652.23	Pass	11.5%	15,428,340.50	181,768,880.23	181,768,880.23	
Sample Demo 2019-1	Concentration Limitation	(T4) Countries (A) All countries (in the aggreg...	<= 20.0%	8.6%	Pass	8.2%	12,246,167.64	178,856,652.23	Pass	8.3%	12,246,167.64	181,768,880.23	181,768,880.23	
Sample Demo 2019-1	Concentration Limitation	(T4) Countries (B) All countries (in the aggreg...	<= 7.5%	2.2%	Pass	5.2%	3,900,479.96	178,856,652.23	Pass	5.4%	3,900,479.96	181,768,880.23	181,768,880.23	
Sample Demo 2019-1	Concentration Limitation	(T5) S&P Industry Classification	<= 15.0%	13.5%	Pass	1.9%	34,179,116.59	178,856,652.23	Pass	4.8%	16,979,116.56	181,768,880.23	181,768,880.23	
Sample Demo 2019-1	Concentration Limitation	(D6)(a) Weighted Average S&P Recovery Rate Test	>= 35.00%	46.84%	Pass	7.54%	102,843,328.01	219,955,968.82	Pass	6.4%	82,800,255.49	100,768,880.23	100,768,880.23	
Sample Demo 2019-1	Concentration Limitation	Non-Energy Market Obligations	>= 100.0%	99.4%	Fail	-0.6%	176,876,652.23	177,856,652.23	Fail	-0.5%	179,174,880.23	180,768,880.23	180,768,880.23	
Sample Demo 2019-1	Coverage	Interest Diversion Test	>= 104.89%	37.22%	Fail	-67.67%	178,082,264.33	476,500,000.00	Fail	-67.0%	180,982,519.33	476,500,000.00	476,500,000.00	
Sample Demo 2019-1	Coverage	Overcollateralization Ratio Test - Class A/B Notes	>= 121.60%	42.89%	Fail	-78.71%	178,082,264.33	415,250,000.00	Fail	-78.0%	180,982,519.33	415,250,000.00	415,250,000.00	

©2025 S&P Global. All Rights Reserved.

Modern Slavery Act StatementTerms of UseCookie NoticePrivacy Policy

Interactive dashboard showing your compliance summary:

Monitored Entity

2 Items Selected

Snapshot

Effective Date

Latest

Execution Date

Cancel

Results by Status

Fail | 12%

Pass | 88%

Only Show Differences

Sample Demo 2019-1

Sample Demo 2019-1

Monitored Entity	Rule Category	Rule Description	Requirement	Outcome	Operator	Test Result	Cushion	Numerator	Denominator	Effective Date	Execution Time
Sample Demo 2019-1	Concentration Limitation	(T1) Bonds	5.0%	0.0%	<=	Pass	5.0%	-	180,191,871.61	2025-07-08	2025-07-08 06:16:11 pm
Sample Demo 2019-1	Concentration Limitation	(T2) Participation Interests	10.0%	0.0%	<=	Pass	10.0%	-	178,856,652.23	2025-07-08	2025-07-08 06:16:11 pm
Sample Demo 2019-1	Concentration Limitation	(T3) Participation Interests	10.0%	0.0%	<=	Pass	10.0%	-	180,191,871.61	2025-07-08	2025-07-08 06:16:11 pm
Sample Demo 2019-1	Concentration Limitation	(T4) Participation Interests	10.0%	0.0%	<=	Pass	10.0%	-	178,856,652.23	2025-07-08	2025-07-08 06:16:11 pm
Sample Demo 2019-1	Concentration Limitation	(D4)(a) C&A Collateral Obligations	10.0%	0.0%	<=	Pass	10.0%	-	180,191,871.61	2025-07-08	2025-07-08 06:16:11 pm
Sample Demo 2019-1	Concentration Limitation	(D4)(b) C&A Collateral Obligations	10.0%	0.0%	<=	Pass	10.0%	-	178,856,652.23	2025-07-08	2025-07-08 06:16:11 pm
Sample Demo 2019-1	Concentration Limitation	(D4)(c) C&A Collateral Obligations	10.0%	0.0%	<=	Pass	10.0%	-	180,191,871.61	2025-07-08	2025-07-08 06:16:11 pm
Sample Demo 2019-1	Concentration Limitation	(D4)(d) C&A Collateral Obligations	10.0%	0.0%	<=	Pass	10.0%	-	178,856,652.23	2025-07-08	2025-07-08 06:16:11 pm
Sample Demo 2019-1	Concentration Limitation	(D4)(e) C&A Collateral Obligations	10.0%	0.0%	<=	Pass	10.0%	-	180,191,871.61	2025-07-08	2025-07-08 06:16:11 pm
Sample Demo 2019-1	Concentration Limitation	(D4)(f) C&A Collateral Obligations	10.0%	0.0%	<=	Pass	10.0%	-	178,856,652.23	2025-07-08	2025-07-08 06:16:11 pm
Sample Demo 2019-1	Concentration Limitation	(D4)(g) C&A Collateral Obligations	10.0%	0.0%	<=	Pass	10.0%	-	180,191,871.61	2025-07-08	2025-07-08 06:16:11 pm
Sample Demo 2019-1	Concentration Limitation	(D4)(h) C&A Collateral Obligations	10.0%	0.0%	<=	Pass	10.0%	-	178,856,652.23	2025-07-08	2025-07-08 06:16:11 pm
Sample Demo 2019-1	Concentration Limitation	(D4)(i) C&A Collateral Obligations	10.0%	0.0%	<=	Pass	10.0%	-	180,191,871.61	2025-07-08	2025-07-08 06:16:11 pm
Sample Demo 2019-1	Concentration Limitation	(D4)(j) C&A Collateral Obligations	10.0%	0.0%	<=	Pass	10.0%	-	178,856,652.23	2025-07-08	2025-07-08 06:16:11 pm
Sample Demo 2019-1	Concentration Limitation	(D4)(k) C&A Collateral Obligations	10.0%	0.0%	<=	Pass	10.0%	-	180,191,871.61	2025-07-08	2025-07-08 06:16:11 pm
Sample Demo 2019-1	Concentration Limitation	(D4)(l) C&A Collateral Obligations	10.0%	0.0%	<=	Pass	10.0%	-	178,856,652.23	2025-07-08	2025-07-08 06:16:11 pm
Sample Demo 2019-1	Concentration Limitation	(D4)(m) C&A Collateral Obligations	10.0%	0.0%	<=	Pass	10.0%	-	180,191,871.61	2025-07-08	2025-07-08 06:16:11 pm
Sample Demo 2019-1	Concentration Limitation	(D4)(n) C&A Collateral Obligations	10.0%	0.0%	<=	Pass	10.0%	-	178,856,652.23	2025-07-08	2025-07-08 06:16:11 pm
Sample Demo 2019-1	Concentration Limitation	(D4)(o) C&A Collateral Obligations	10.0%	0.0%	<=	Pass	10.0%	-	180,191,871.61	2025-07-08	2025-07-08 06:16:11 pm
Sample Demo 2019-1	Concentration Limitation	(D4)(p) C&A Collateral Obligations	10.0%	0.0%	<=	Pass	10.0%	-	178,856,652.23	2025-07-08	2025-07-08 06:16:11 pm
Sample Demo 2019-1	Concentration Limitation	(D4)(q) C&A Collateral Obligations	10.0%	0.0%	<=	Pass	10.0%	-	180,191,871.61	2025-07-08	2025-07-08 06:16:11 pm
Sample Demo 2019-1	Concentration Limitation	(D4)(r) C&A Collateral Obligations	10.0%	0.0%	<=	Pass	10.0%	-	178,856,652.23	2025-07-08	2025-07-08 06:16:11 pm
Sample Demo 2019-1	Concentration Limitation	(D4)(s) C&A Collateral Obligations	10.0%	0.0%	<=	Pass	10.0%	-	180,191,871.61	2025-07-08	2025-07-08 06:16:11 pm
Sample Demo 2019-1	Concentration Limitation	(D4)(t) C&A Collateral Obligations	10.0%	0.0%	<=	Pass	10.0%	-	178,856,652.23	2025-07-08	2025-07-08 06:16:11 pm
Sample Demo 2019-1	Concentration Limitation	(D4)(u) C&A Collateral Obligations	10.0%	0.0%	<=	Pass	10.0%	-	180,191,871.61	2025-07-08	2025-07-08 06:16:11 pm
Sample Demo 2019-1	Concentration Limitation	(D4)(v) C&A Collateral Obligations	10.0%	0.0%	<=	Pass	10.0%	-	178,856,652.23	2025-07-08	2025-07-08 06:16:11 pm
Sample Demo 2019-1	Concentration Limitation	(D4)(w) C&A Collateral Obligations	10.0%	0.0%	<=	Pass	10.0%	-	180,191,871.61	2025-07-08	2025-07-08 06:16:11 pm
Sample Demo 2019-1	Concentration Limitation	(D4)(x) C&A Collateral Obligations	10.0%	0.0%	<=	Pass	10.0%	-	178,856,652.23	2025-07-08	2025-07-08 06:16:11 pm
Sample Demo 2019-1	Concentration Limitation	(D4)(y) C&A Collateral Obligations	10.0%	0.0%	<=	Pass	10.0%	-	180,191,871.61	2025-07-08	2025-07-08 06:16:11 pm
Sample Demo 2019-1	Concentration Limitation	(D4)(z) C&A Collateral Obligations	10.0%	0.0%	<=	Pass	10.0%	-	178,856,652.23	2025-07-08	2025-07-08 06:16:11 pm
Sample Demo 2019-1	Concentration Limitation	(D4)(aa) C&A Collateral Obligations	10.0%	0.0%	<=	Pass	10.0%	-	180,191,871.61	2025-07-08	2025-07-08 06:16:11 pm
Sample Demo 2019-1	Concentration Limitation	(D4)(ab) C&A Collateral Obligations	10.0%	0.0%	<=	Pass	10.0%	-	178,856,652.23	2025-07-08	2025-07-08 06:16:11 pm
Sample Demo 2019-1	Concentration Limitation	(D4)(ac) C&A Collateral Obligations	10.0%	0.0%	<=	Pass	10.0%	-	180,191,871.61	2025-07-08	2025-07-08 06:16:11 pm
Sample Demo 2019-1	Concentration Limitation	(D4)(ad) C&A Collateral Obligations	10.0%	0.0%	<=	Pass	10.0%	-	178,856,652.23	2025-07-08	2025-07-08 06:16:11 pm
Sample Demo 2019-1	Concentration Limitation	(D4)(ae) C&A Collateral Obligations	10.0%	0.0%	<=	Pass	10.0%	-	180,191,871.61	2025-07-08	2025-07-08 06:16:11 pm
Sample Demo 2019-1	Concentration Limitation	(D4)(af) C&A Collateral Obligations	10.0%	0.0%	<=	Pass	10.0%	-	178,856,652.23	2025-07-08	2025-07-08 06:16:11 pm
Sample Demo 2019-1	Concentration Limitation	(D4)(ag) C&A Collateral Obligations	10.0%	0.0%	<=	Pass	10.0%	-	180,191,871.61	2025-07-08	2025-07-08 06:16:11 pm
Sample Demo 2019-1	Concentration Limitation	(D4)(ah) C&A Collateral Obligations	10.0%	0.0%	<=	Pass	10.0%	-	178,856,652.23	2025-07-08	2025-07-08 06:16:11 pm
Sample Demo 2019-1	Concentration Limitation	(D4)(ai) C&A Collateral Obligations	10.0%	0.0%	<=	Pass	10.0%	-	180,191,871.61	2025-07-08	2025-07-08 06:16:11 pm
Sample Demo 2019-1	Concentration Limitation	(D4)(aj) C&A Collateral Obligations	10.0%	0.0%	<=	Pass	10.0%	-	178,856,652.23	2025-07-08	2025-07-08 06:16:11 pm
Sample Demo 2019-1	Concentration Limitation	(D4)(ak) C&A Collateral Obligations	10.0%	0.0%	<=	Pass	10.0%	-	180,191,871.61	2025-07-08	2025-07-08 06:16:11 pm
Sample Demo 2019-1	Concentration Limitation	(D4)(al) C&A Collateral Obligations	10.0%	0.0%	<=	Pass	10.0%	-	178,856,652.23	2025-07-08	2025-07-08 06:16:11 pm
Sample Demo 2019-1	Concentration Limitation	(D4)(am) C&A Collateral Obligations	10.0%	0.0%	<=	Pass	10.0%	-	180,191,871.61	2025-07-08	2025-07-08 06:16:11 pm
Sample Demo 2019-1	Concentration Limitation	(D4)(an) C&A Collateral Obligations	10.0%	0.0%	<=	Pass	10.0%	-	178,856,652.23	2025-07-08	2025-07-08 06:16:11 pm
Sample Demo 2019-1	Concentration Limitation	(D4)(ao) C&A Collateral Obligations	10.0%	0.0%	<=	Pass	10.0%	-	180,191,871.61	2025-07-08	2025-07-08 06:16:11 pm
Sample Demo 2019-1	Concentration Limitation	(D4)(ap) C&A Collateral Obligations	10.0%	0.0%	<=	Pass	10.0%	-	178,856,652.23	2025-07-08	2025-07-08 06:16:11 pm
Sample Demo 2019-1	Concentration Limitation	(D4)(aq) C&A Collateral Obligations	10.0%	0.0%	<=	Pass	10.0%	-	180,191,871.61	2025-07-08	2025-07-08 06:16:11 pm
Sample Demo 2019-1	Concentration Limitation	(D4)(ar) C&A Collateral Obligations	10.0%	0.0%	<=	Pass	10.0%	-	178,856,652.23	2025-07-08	2025-07-08 06:16:11 pm
Sample Demo 2019-1	Concentration Limitation	(D4)(as) C&A Collateral Obligations	10.0%	0.0%	<=	Pass	10.0%	-	180,191,871.61	2025-07-08	2025-07-08 06:16:11 pm
Sample Demo 2019-1	Concentration Limitation	(D4)(at) C&A Collateral Obligations	10.0%	0.0%	<=	Pass	10.0%	-	178,856,652.23	2025-07-08	2025-07-08 06:16:11 pm
Sample Demo 2019-1	Concentration Limitation	(D4)(au) C&A Collateral Obligations	10.0%	0.0%	<=	Pass	10.0%	-	180,191,871.61	2025-07-08	2025-07-08 06:16:11 pm
Sample Demo 2019-1	Concentration Limitation	(D4)(av) C&A Collateral Obligations	10.0%	0.0%	<=	Pass	10.0%	-	178,856,652.23	2025-07-08	2025-07-08 06:16:11 pm
Sample Demo 2019-1	Concentration Limitation	(D4)(aw) C&A Collateral Obligations	10.0%	0.0%	<=	Pass	10.0%	-	180,191,871.61	2025-07-08	2025-07-08 06:16:11 pm
Sample Demo 2019-1	Concentration Limitation	(D4)(ax) C&A Collateral Obligations	10.0%	0.0%	<=	Pass	10.0%	-	178,856,652.23	2025-07-08	2025-07-08 06:16:11 pm
Sample Demo 2019-1	Concentration Limitation	(D4)(ay) C&A Collateral Obligations	10.0%	0.0%	<=	Pass	10.0%	-	180,191,871.61	2025-07-08	2025-07-08 06:16:11 pm
Sample Demo 2019-1	Concentration Limitation	(D4)(az) C&A Collateral Obligations	10.0%	0.0%	<=	Pass	10.0%	-	178,856,652.23	2025-07-08	2025-07-08 06:16:11 pm
Sample Demo 2019-1	Concentration Limitation	(D4)(ba) C&A Collateral Obligations	10.0%	0.0%	<=	Pass	10.0%	-	180,191,871.61	2025-07-08	2025-07-08 06:16:11 pm
Sample Demo 2019-1	Concentration Limitation	(D4)(bb) C&A Collateral Obligations	10.0%	0.0%	<=	Pass	10.0%	-	178,856,652.23	2025-07-08	2025-07-08 06:16:11 pm
Sample Demo 2019-1	Concentration Limitation	(D4)(bc) C&A Collateral Obligations	10.0%	0.0%	<=	Pass	10.0%	-	180,191,871.61	2025-07-08	2025-07-08 06:16:11 pm
Sample Demo 2019-1	Concentration Limitation	(D4)(bd) C&A Collateral Obligations	10.0%	0.0%	<=	Pass	10.0%	-	178,856,652.23	2025-07-08	2025-07-08 06:16:11 pm
Sample Demo 2019-1	Concentration Limitation	(D4)(be) C&A Collateral Obligations	10.0%	0.0%	<=	Pass	10.0%	-	180,191,871.61	2025-07-08	2025-07-08 06:16:11 pm
Sample Demo 2019-1	Concentration Limitation	(D4)(bf) C&A Collateral Obligations	10.0%	0.0%	<=	Pass	10.0%	-	178,856,652.23	2025-07-08	2025-07-08 06:16:11 pm
Sample Demo 2019-1	Concentration Limitation	(D4)(bg) C&A Collateral Obligations	10.0%	0.0%	<=	Pass	10.0%	-	180,191,871.61	2025-07-08	2025-07-08 06:16:11 pm
Sample Demo 2019-1	Concentration Limitation	(D4)(bh) C&A Collateral Obligations	10.0%	0.0%	<=	Pass	10.0%	-	178,856,652.23	2025-07-08	2025-07-08 06:16:11 pm
Sample Demo 2019-1	Concentration Limitation	(D4)(bi) C&A Collateral Obligations	10.0%	0.0%	<=	Pass	10.0%	-	180,191,871.61	2025-07-08	2025-07-08 06:16:11 pm
Sample Demo 2019-1	Concentration Limitation	(D4)(bj) C&A Collateral Obligations	10.0%	0.0%	<=	Pass	10.0%	-	178,856,652.23	2025-07-08	2025-07-08 06:16:11 pm
Sample Demo 2019-1	Concentration Limitation	(D4)(bk) C&A Collateral Obligations	10.0%	0.0%	<=	Pass	10.0%	-	180,191,871.61	2025-07-08	2025-07-08 06:16:11 pm
Sample Demo 2019-1	Concentration Limitation	(D4)(bl) C&A Collateral Obligations	10.0%	0.0%	<=	Pass	10.0%	-	178,856,652.23	2025-07-08	2025-07-08 06:16:11 pm
Sample Demo 2019-1	Concentration Limitation	(D4)(bm) C&A Collateral Obligations	10.0%	0.0%	<=	Pass	10.0%	-	180,191,871.61	2025-07-08	2025-07-08 06:16:11 pm
Sample Demo 2019-1	Concentration Limitation	(D4)(bn) C&A Collateral Obligations	10.0%	0.0%	<=	Pass	10.0%	-	178,856,652.23	2025-07-08	2025-07-08 06:16:11 pm
Sample Demo 2019-1	Concentration Limitation	(D4)(bo) C&A Collateral Obligations	10.0%	0.0%	<=	Pass	10.0%	-	180,191,871.61	2025-07-08	2025-07-08 06:16:11 pm
Sample Demo 2019-1	Concentration Limitation	(D4)(bp) C&A Collateral Obligations	10.0%	0.0%	<=	Pass	10.0%	-	178,856,652.23	2025-07-08	2025-07-08 06:16:11 pm
Sample Demo 2019-1	Concentration Limitation	(D4)(bq) C&A Collateral Obligations	10.0%	0.0%	<=	Pass	10.0%	-	180,191,871.61	2025-07-08	2025-07-08 06:16:11 pm
Sample Demo 2019-1	Concentration Limitation	(D4)(br) C&A Collateral Obligations	10.0%	0.0%	<=	Pass	10.0%	-	178,856,652.23	2025-07-08	2025-07-08 06:16:11 pm
Sample Demo 2019-1	Concentration Limitation	(D4)(bs) C&A Collateral Obligations	10.0%	0.0%	<=	Pass	10.0%	-	180,191,871.61	2025-07-08	2025-07-08 06:16:11 pm
Sample Demo 2019-1	Concentration Limitation	(D4)(bt) C&A Collateral Obligations	10.0%	0.0%	<=	Pass	10.0%	-	178,856,652.23	2025-07-08	2025-07-08 06:16:11 pm
Sample Demo 2019-1	Concentration Limitation	(D4)(bu) C&A Collateral Obligations	10.0%	0.0%	<=	Pass	10.0%	-	180,191,871.61	2025-07-08	2025-07-08 06:16:11 pm
Sample Demo 2019-1	Concentration Limitation	(D4)(bv) C&A Collateral Obligations	10.0%	0.0%	<=	Pass	10.0%	-	178,856,652.23	2025-07-08	2025-07-08 06:16:11 pm
Sample Demo 2019-1	Concentration Limitation	(D4)(bw) C&A Collateral Obligations	10.0%	0.0%	<=	Pass	10.0%	-	180,191,871.61	2025-07-08	2025-07-08 06:16:11 pm
Sample Demo 2019-1	Concentration Limitation	(D4)(bx) C&A Collateral Obligations	10.0%	0.0%	<=	Pass	10.0%	-	178,856,652.23	2025-07-08	2025-07-08 06:16:11 pm
Sample Demo 2019-1	Concentration Limitation	(D4)(by) C&A Collateral Obligations	10.0%	0.0%	<=	Pass	10.0%	-	180,191,871.61	2025-07-08	2025-07-08 06:16:11 pm
Sample Demo 2019-1	Concentration Limitation	(D4)(bz) C&A Collateral Obligations	10.0%	0.0%	<=	Pass	10.0%	-	178,856,652.23	2025-07-08	